





Royal Fine China


FORM : RETELA



**FLAT PLATTER**  
A 2807 31.5 cm. (12<sup>3</sup>/<sub>8</sub>" )  
**FLAT PLATE**  
A 2801 27.0 cm. (10<sup>5</sup>/<sub>8</sub>" )  
A 2802 24.5 cm. (9<sup>5</sup>/<sub>8</sub>" )  
A 2803 21.5 cm. (8<sup>1</sup>/<sub>2</sub>" )  
A 2804 19.5 cm. (7<sup>5</sup>/<sub>8</sub>" )  
A 2805 16.5 cm. (6<sup>1</sup>/<sub>2</sub>" )




**DEEP PLATE**  
A 2806 23.0 cm. (9<sup>1</sup>/<sub>8</sub>" )



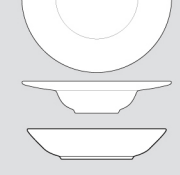
**GOURMET PLATE**  
A 2809 28.0 cm. (11<sup>1</sup>/<sub>8</sub>" )




**PASTA PLATE**  
A 0149 30.5 cm. (12" ) 947 g.



**RIM DEEP PLATE**  
A 0148 27.5 cm. (10<sup>7</sup>/<sub>8</sub>" ) 646 g.  
A 0150 20.0 cm. (7<sup>7</sup>/<sub>8</sub>" ) 324 g.



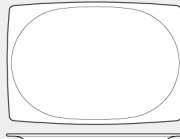
**DEEP PLATE**  
A 0221 Ø 21.5 cm. (8<sup>1</sup>/<sub>2</sub>" ) 452 g.



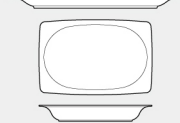
**PICKLE DISH**  
A 2812 16.5 x 20.5 cm.  
(6<sup>1</sup>/<sub>2</sub>" x 8<sup>1</sup>/<sub>8</sub>" )



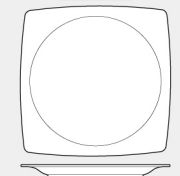
**OVAL PLATTER**  
A 2810 30.5 X 38.5 cm.  
(12" X 15<sup>1</sup>/<sub>8</sub>" )  
A 2811 26.0 X 32.5 cm.  
(10<sup>1</sup>/<sub>4</sub>" X 12<sup>3</sup>/<sub>4</sub>" )



**RECTANGULAR PLATTER**  
A 1308 27.0x39.5 cm.  
(10<sup>3</sup>/<sub>8</sub>"x15<sup>1</sup>/<sub>2</sub>" ) 1,238 g.  
A 1309 22.5x32.5 cm.  
(8<sup>7</sup>/<sub>8</sub>"x12<sup>7</sup>/<sub>8</sub>" ) 736 g.



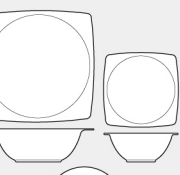
**PICKLE DISH**  
A 1328 13.5 x 21.0 cm.  
(5<sup>3</sup>/<sub>8</sub>" x 8<sup>1</sup>/<sub>4</sub>" ) 262 g.



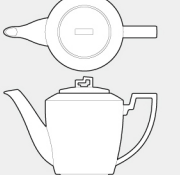
**SQUARE PLATE**  
A 1301 26.5 cm. (10<sup>1</sup>/<sub>2</sub>" ) 660 g.  
A 1302 24.5 cm. (9<sup>5</sup>/<sub>8</sub>" ) 523 g.  
A 1303 20.5 cm. (8<sup>1</sup>/<sub>8</sub>" ) 338 g.  
A 1304 19.0 cm. (7<sup>1</sup>/<sub>2</sub>" ) 238 g.  
A 1305 16.0 cm. (6<sup>1</sup>/<sub>4</sub>" ) 187 g.




**SQUARE PLATTER**  
A 1307 32.0 cm. (12<sup>5</sup>/<sub>8</sub>" ) 1,226 g.



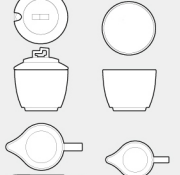
**DEEP PLATE**  
A 1306 22.5 cm. (8<sup>7</sup>/<sub>8</sub>" ) 450 g.



**SALAD BOWL**  
A 1322 21.5 cm. (8<sup>1</sup>/<sub>2</sub>" ) 634 g.




**CEREAL BOWL**  
A 1323 15.5 cm. (6<sup>1</sup>/<sub>8</sub>" ) 284 g.  
**FRUIT BOWL**  
A 1324 14.0 cm. (5<sup>1</sup>/<sub>2</sub>" ) 244 g.




**COFFEE POT WITH LID**  
A 2829/L 1.20 ltr. (42.24 oz.)  
A 2816/L 0.60 ltr. (21.12 oz.)



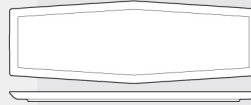
**TEA POT WITH LID**  
A 2817/L 0.45 ltr. (15.84 oz.)



**SUGAR BOWL WITH LID/  
JAM POT WITH LID**  
A 2818/L 0.22 ltr. (7.74 oz.) 198 g.  
**OPEN SUGAR BOWL/  
SUGAR PACK HOLDER**  
A 2818 0.22 ltr. (7.74 oz.)



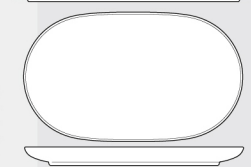
**CREAMER**  
A 2819 0.18 ltr. (6.33 oz.) 115 g.  
A 2820 0.10 ltr. (3.52 oz.) 74 g.  
A 2830 0.25 ltr. (8.80 oz.)




**HEXA LONG TRAY**  
A 2824 15.0 X 45.0 cm.  
(5<sup>7</sup>/<sub>8</sub>" X 17<sup>3</sup>/<sub>4</sub>" )  
A 2825 12.0 X 38.0 cm.  
(4<sup>3</sup>/<sub>4</sub>" X 15" )



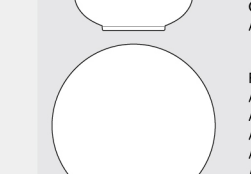
**OVAL LONG TRAY**  
A 1933 14.5 X 45.5 cm.  
(5<sup>3</sup>/<sub>4</sub>" X 17<sup>3</sup>/<sub>4</sub>" )  
A 2825 12.0 X 38.0 cm.  
(4<sup>3</sup>/<sub>4</sub>" X 15" )



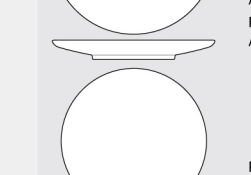
**OVAL PLATTER**  
A 1922 22.5 x 40.5 cm.  
(8<sup>7</sup>/<sub>8</sub>" x 15" ) 1,152 g.  
A 1919 17.0 x 30.5 cm.  
(6<sup>3</sup>/<sub>4</sub>" x 12" ) 520 g.



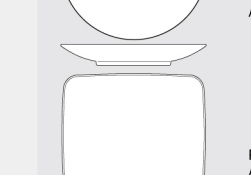
**OVAL PLATE**  
A 1921 13.0 x 22.5 cm.  
(5<sup>1</sup>/<sub>8</sub>" x 8<sup>3</sup>/<sub>4</sub>" ) 283 g.




**CEREAL BOWL (LOW)**  
A 1912 Ø 19.5 cm. (7<sup>5</sup>/<sub>8</sub>" ) 425 g.



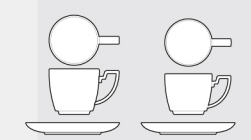
**FLAT PLATE**  
A 1901 Ø 28.0 cm. (11<sup>1</sup>/<sub>8</sub>" ) 720 g.  
A 1935 Ø 25.0 cm. (9<sup>7</sup>/<sub>8</sub>" )  
A 1902 Ø 22.0 cm. (8<sup>5</sup>/<sub>8</sub>" ) 390 g.  
A 1936 Ø 19.5 cm. (7<sup>5</sup>/<sub>8</sub>" )  
A 1929 Ø 17.0 cm. (6<sup>3</sup>/<sub>4</sub>" ) 227 g.



**ROUND PLATTER**  
A 1918 Ø 32.5 cm. (12<sup>5</sup>/<sub>8</sub>" ) 1,117 g.



**PASTA PLATE**  
A 1903 Ø 25.0 cm. (9<sup>7</sup>/<sub>8</sub>" ) 614 g.



**RECTANGULAR PLATE**  
A 1920 22.0 x 26.5 cm.  
(8<sup>5</sup>/<sub>4</sub>" x 10<sup>3</sup>/<sub>8</sub>" ) 717 g.

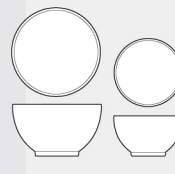


**COFFEE CUP STACKABLE**  
A 2813 0.26 ltr. (9.15 oz.)  
A 2814 0.22 ltr. (7.74 oz.)  
**COFFEE CUP SAUCER**  
A 0204 Ø 15.5 cm. (6<sup>1</sup>/<sub>8</sub>" ) 181 g.

**COFFEE CUP**  
A 2826 0.26 ltr. (9.15 oz.) 167 g.  
A 2827 0.21 ltr. (7.39 oz.) 138 g.  
**COFFEE CUP SAUCER**  
A 0204 Ø 15.5 cm. (6<sup>1</sup>/<sub>8</sub>" ) 181 g.




**SALAD BOWL**  
A 0216 Ø 20.5 cm. (8<sup>1</sup>/<sub>8</sub>" ) 743 g.



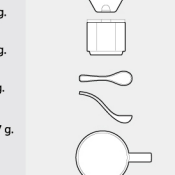
**CEREAL BOWL (TALL)**  
A 1913 Ø 15.0 cm. (5<sup>7</sup>/<sub>8</sub>" ) 322 g.  
**NOODLE BOWL**  
A 1927 Ø 17.5 cm. (6<sup>7</sup>/<sub>8</sub>" ) 530 g.



**RICE BOWL**  
A 1915 11.5 cm. (4<sup>1</sup>/<sub>2</sub>" ) 202 g.



**RICE BOWL**  
A 0224 Ø 10.0 cm. (3<sup>7</sup>/<sub>8</sub>" ) 124 g.



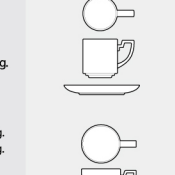
**THICK SAUCE DISH**  
A 0225 Ø 9.0 cm. (3<sup>1</sup>/<sub>2</sub>" ) 58 g.




**SOUP CUP 2 HDLS.**  
A 0222 0.36 ltr. (12.67 oz.) 200 g.  
**SOUP CUP SAUCER.**  
A 0208 Ø 17.0 cm. (6<sup>3</sup>/<sub>4</sub>" ) 212 g.




**CONDIMENT TRAY**  
A 2822 14.5 X 19.5 cm.  
(5<sup>5</sup>/<sub>8</sub>" x 7<sup>5</sup>/<sub>8</sub>" )



**CONDIMENT HEXA BOWL WITH LID**  
A 2821/L 0.10 ltr. (3.52 oz.) 114 g.



**SPICE SPOON**  
A 2823 2.5 X 10.5 cm.  
(1" x 4<sup>1</sup>/<sub>8</sub>" )



**MUG**  
A 0220 0.35 ltr. (12.32 oz.) 213 g.



**MUG**  
A 0220 0.35 ltr. (12.32 oz.) 213 g.



**COFFEE CUP**  
A 0201 0.20 ltr. (7 oz.) 123 g.  
A 0202 0.25 ltr. (8.8 oz.) 152 g.  
**COFFEE CUP SAUCER**  
A 0204 Ø 15.5 cm. (6<sup>1</sup>/<sub>8</sub>" ) 181 g.



**AD CUP**  
A 0205 0.10 ltr. (3.52 oz.) 77 g.  
**AD CUP SAUCER**  
A 0206 Ø 12.0 cm. (4<sup>3</sup>/<sub>4</sub>" ) 104 g.



**ESPRESSO CUP STACKABLE**  
A 2815 0.10 ltr. (3.52 oz.)  
**ESPRESSO CUP SAUCER**  
A 0206 Ø 12.0 cm. (4<sup>3</sup>/<sub>4</sub>" ) 104 g.



**ESPRESSO CUP**  
A 2828 0.10 ltr. (3.52 oz.) 73 g.  
**ESPRESSO CUP SAUCER**  
A 0206 Ø 12.0 cm. (4<sup>3</sup>/<sub>4</sub>" ) 104 g.

Size could be varied ± 2 percent  
Capacity could be varied ± 10 percent

ROYAL PORCELAIN PUBLIC COMPANY LIMITED

HEAD OFFICE : 9th Floor, MAHATUN PLAZA BUILDING 888/90-92 PLOENCHIT ROAD, PATHUMWAN, BANGKOK 10330, THAILAND  
TEL : (662) 253-6823-38, FAX : (662) 254-4093-4 , (662) 251-1971 www.royalporcelain.co.th e-mail : exportrpc@royalporcelain.co.th

101-2014